



This is Province House in Halifax.
The Nova Scotia government meets here to debate and make provincial laws.

Do I have the right to vote in the Nova Scotia provincial election?

To vote you must:

- *Be at least 18 years old by Election Day*
- *Be a Canadian citizen*
- *Have lived in Nova Scotia for at least 6 months before the election was called*

Why should I vote in the Nova Scotia Provincial Election?

Voting is an important right and responsibility of every citizen.

Voting gives you a chance to have a say in how our province is run. It doesn't take a lot of time or effort.

Your vote supports the person you think is the best one for the job. It also supports the political party to which that person belongs.

Everyone's vote is important because the person who wins the election has an influence on provincial laws and regulations that affect everyone.

Some of the things the Provincial Government makes decisions about are:

- Road construction and repair
- Hospital and medical services
- Education for you and your children
- Welfare programs
- Taxes like sales tax, gasoline tax, property tax and income tax
- What the minimum wage will be
- Protection of our environment



If you have any questions or concerns about voting, call Elections Nova Scotia at 1-800-565-1504 or visit their website at electionsnovascotia.ca

How do I get on the voters list?

The voters list is a list of electors -- people who are eligible to vote. You may already be on the voters list. Elections Nova Scotia keeps a computerized database of voters, but your name or address may be out of date (if you have moved, for example).

If your name and correct address are already on the voters list, you will receive a voter information card in the mail. If you haven't received a voter information card in the mail two weeks before election day, you should call Elections Nova Scotia at 1-800-565-1504 or visit the website at electionsnovascotia.ca to find out why.

When you receive your voter information card, please read it carefully and make sure that your name and address are correct. If your name and address are correct, keep the card. It tells you when and where to vote. If the name or address on the card is not correct, call Elections Nova Scotia. They will help you to update the information.

You can also register to vote at your local polling station on election day or at the advance polls. If you don't know where to vote, call 1-800-565-1504.

To register and vote in the election you must show proof of your identity and address. Show original documents if possible. If mailing documents, use photocopies.

- **Option 1:** Show one piece of identification issued by a government or government agency that has your photo, name and home address. Example: driver's licence (as long as it shows a street address)
- **Option 2:** Show two pieces of identification. Both must show your name, and one must also contain

your address. Examples: health card and power bill, social insurance number card and bank statement.

- **Option 3:** If you do not have acceptable original pieces of identification, you may still vote by signing a declaration confirming your name and address.

How do I vote?

There are many ways you can vote. Most people choose to vote on election day at the polling station near where they live.

- 1. You can vote at your polling station on election day.** If you have a voter information card with your correct name and address, take it with you when you go to vote. It helps speed things up. If you don't have a voter information card, and you didn't register earlier, you can register to vote at your local polling station on election day. You should bring proper ID.



The polling station will have a yellow sign like this one next to the door.

2. You can vote early at the advance polls. Advance polls are open from 10am to 8:00pm on the Friday and Saturday before election day (which in Nova Scotia, is always a Tuesday.) The voter information card tells you the dates, times and the address of the advance poll location. Remember to bring your voter information card if you received one in the mail. If you don't have a voter information card, bring proper ID.

3. You can use the write-in ballot to vote by mail from your home during the election period.

Voting by write-in ballot is easy.

- First, you fill out an application form.
- Then you will be given or sent a ballot and instructions.
- Just follow the instructions and return the ballot.
- You should ask for your application form as soon as possible after the election is called, because there is a deadline for sending in your ballot.
- Once you apply for a write-in ballot, you can only vote by write-in ballot. You cannot vote twice or change your mind and go to your polling station.
- If you need help applying for a write-in ballot, a friend or relative can act as your agent or you can call Elections Nova Scotia and a write-in ballot coordinator will assist you.

4. You can vote on almost any day during the election period at any returning office in Nova Scotia. Returning offices are open from 9am to 6pm Monday to Saturday. The returning office poll closes on the last Thursday before election day. For the location of a returning office, call 1-800-565-1504.

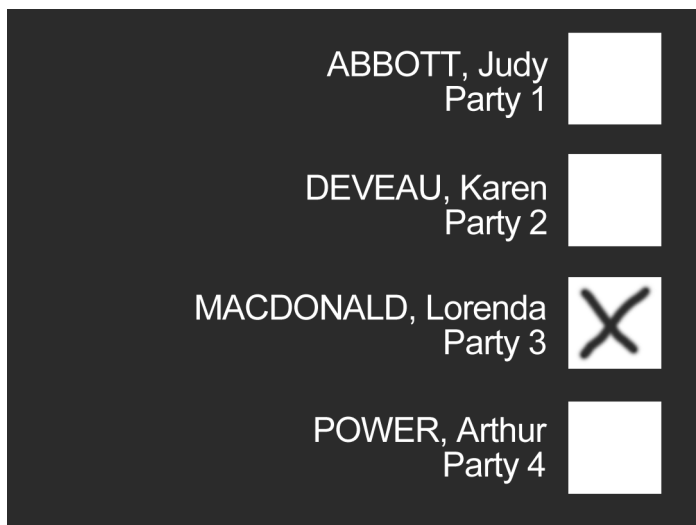
If you need help to vote for any reason, you can ask an election officer to help you, or you can bring someone with you when you vote. Your helper could be a friend, a relative, or an interpreter. This person must sign a declaration at the polling station. Then he or she can go behind the voting screen and help you mark the ballot.

What do I do on Election Day?

On election day, go to your assigned local polling station to vote. The polling station address is on your voter information card. Take the card with you if you received one. The building where you vote will have a yellow Elections Nova Scotia sign on it.

At the polling station, find the ballot box with the number that matches the number on your voter information card. The people at your polling station will help you to vote. They are called the poll clerk and the deputy returning officer.

Wait behind the line on the floor in front of your polling station until it is your turn to vote. Give your voter information card to the poll clerk or tell him or her your name and address. The poll clerk finds your name on the list and crosses it off to show that you are voting. The deputy returning officer gives you a folded ballot. He or she can help you if you have trouble voting. Otherwise, a friend or family member can help you.



Here is a sample ballot.

Next, you go behind the voting screen. Mark an X in the circle beside the name of the candidate you choose. When you have finished voting, re-fold your ballot. Take your folded ballot back to the deputy returning officer who will tear off the black tab without opening your ballot. The deputy returning officer gives you back your ballot. Put your ballot in the ballot box yourself. You just voted!

A Voter's Glossary

Ballot: The paper you mark your vote on.

Campaign: The time when candidates compete for votes in an election.

Candidate: A person who is running in an election for a seat in the House of Assembly.

Elections Nova Scotia: The independent agency that runs provincial elections.

Elector: A person who is eligible to vote. In Nova Scotia, this means a Canadian citizen who is 18 years of age or older on election day, who has lived at least 6 months before the day on which the election was called.

Electoral district: Sometimes called a riding or constituency – an area represented in the Nova Scotia House of Assembly by one elected member (MLA).

Identification or ID: Papers showing proof of who you are and where you live.

MLA: Short for Member of the Legislative Assembly (also called the House of Assembly) MLAs are the people we elect to represent us in the House of Assembly.

Poll, polling station, or poll location: The place where you vote; the location depends on where you live.

Registering to vote: Getting your name on the voters list, at the right address.

Returning officer: The person in each electoral district who is responsible for organizing voting and making sure it is fair. Returning officers work for Elections Nova Scotia.

Voter information card: A card with your name and address that Elections Nova Scotia sends to you during an election. It shows that you are on the voters list and tells you where and when you can vote.

Voters list: a list created from the Register of Electors. Elections Nova Scotia compiles a computerized list that is used to prepare the voters





Literacy is the ability to use printed information to function in society, at work and in the family. It is often combined with other skills, such as thinking and problem solving, oral communication, numeracy, computer use, working in a team and continuous learning, to become the essential skill set needed to control our lives, achieve our goals and develop our knowledge and potential.


Our Mission: That all Nova Scotians have equal access to quality literacy, essential skills, and lifelong learning opportunities. Literacy Nova Scotia cares about literacy and essential skills learning opportunities being available wherever and whenever there is a need or interest. That means we support community sector programs and college and school board programs, as well as programs in workplaces. LNS supports the adult literacy field in the broadest sense. We have always known that literacy is bigger than reading and writing. We know that literacy is all those skills needed for accessing and using information that help us contribute to our communities, families and workplaces.


Contact Us...

Literacy Nova Scotia

 NSCC Truro Campus, Room 125, Forrester Hall
36 Arthur Street, Truro NS B2N 1X5

 PO Box 1516
Truro, NS B2N 5V2

 **902-897-2444**
1-800-255-5203 Learn Line

 **902-897-4020** fax

 info@literacyns.ca

 www.literacyns.ca

 **Canada**

This organization is partly funded by the Government of Canada's Office of Literacy and Essential Skills.

